

**SAFETY**



ALWAYS wear protective gauntlets and safety goggles.



NEVER submerge gauntlet further than wrist.


ALWAYS wear protective gauntlets and safety goggles at all times when using the Decarbonizer system.

If solution is splashed onto your skin rinse immediately with cold water. If solution is splashed into your eyes flush immediately with cold water. Obtain medical attention if irritation persists.

**OPERATING INSTRUCTIONS**



PREPARATION : Half fill the Decarbonizer tank with warm water.



Plug the Decarbonizer into a mains socket then continue to fill tank to maximum level.



Only unplug in the case of electrical emergency. When the tank has reached 40°C...



...add 1/4 of the 2.5kg detergent.



Use basket to mix detergent then repeat until all detergent added.



The Decarbonizer will continue to heat up to approximately 80°C.



LOADING: Before immersing items for cleaning, scrape off any excess food debris.



To load the Decarbonizer, secure the basket at the required height.



Only load small items into the basket when it is in the raised position.



To load larger items, gently immerse by hand whilst the basket is down.




Keep the tank topped up to maximum level. Do not overflow.



Add drops of Lemon Pomme scent as required.



UNLOADING: Ensure all items are removed safely.



Once items have been removed, rinse immediately in hot soapy water.



DETERGENT CHANGE: Turn machine off at mains and remove basket.




Connect the Drainage Hose to the Drain Valve, turning clockwise to lock in position.



ALWAYS drain the Decarbonizer into a Foul Water drain.



Turn the Red Lever to open the Drain Valve.



The waste solution will slowly drain from the tank.



Once empty, rinse out any waste food/solids trapped at the bottom of the tank.



Rinse tank with hot water ensuring it is empty.



Turn the Red Lever to close Drain Valve and remove Drainage Hose.



Refit basket then refer to PREPARATION above.

**SOAK TIMES**

ITEM	TIME	FREQUENCY
Grill Plates	8 - 12 hours	Daily
Extraction Filters	2 - 4 hours	Daily
Pots & Pans	2 - 4 hours	As Required
Cooker Tops	2 - 4 hours	As Required
Oven Fittings	2 - 4 hours	As Required